

SHARP
digital document solutions

MX-M6070
MX-M5070
MX-M4070
MX-M3070

Digital Multifunction System



**Streamline Your Office with
Smart Innovations**

simply better **business**

The Workflow Enhancer for Simply Better Business

Shift your enterprise up a gear with the forward-thinking MX-M6070/M5070/M4070/M3070. This standout black-and-white MFD boasts the same design concept, user-friendly UI, and advanced functions that you see on Sharp's latest colour MFDs. It's packed with carefully considered features to help you create, manage, and share beautiful documents. Whether as a central standalone machine or as part of an MFD network, the MX-M6070/M5070/M4070/M3070 accelerates document workflow in your office.



Home screen



Simply Better Process

Business owners / directors

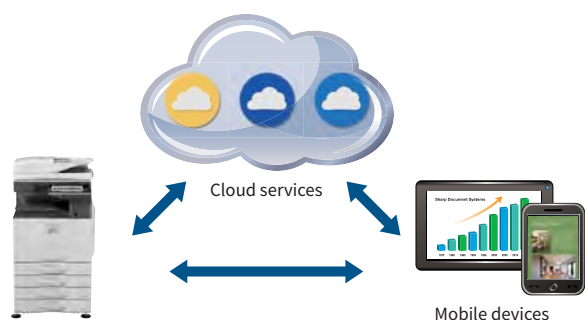
Transform the way you use information in your business by connecting one of these new MFDs to a variety of mobile devices and cloud services. Now you don't have to be confined to the office—you and your team can work anytime, anywhere. The amazing flexibility of these Sharp MFDs can help you grab new business opportunities and boost your bottom line.



Link to Public Cloud and Mobile Printing Services*

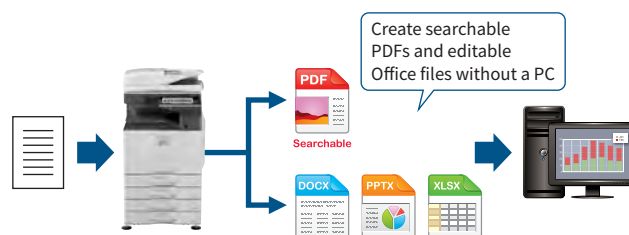
These MFDs enable single sign-on for easy access to public cloud services such as Google Drive™, OneDrive® for Business, and SharePoint® Online. They also support mobile printing services such as Google Cloud Print™, AirPrint, and Sharp Print Service Plugin.

* For details, see pages 5 and 6.



Convert Documents via OCR

OCR capability on the MX-M6070/M5070/M4070/M3070 lets you convert a scanned document into a searchable PDF file or into an editable Office Open XML (docx, xlsx, pptx) file. This means you can do speedy text searches, even with large-volume documents, and you can easily copy and paste text data into other applications. Functions like these help you maximise work efficiency.



Simply Better Experience

Office users

Sharp's proprietary technologies give each of these MFDs quick warm-up and first copy times. A motion sensor lets you use the machine without feeling like you have to wait. Thanks to their intuitive operation and superb usability, the MX-M6070/M5070/M4070 and MX-M3070 simplifies even the most complex work processes and help you finish document jobs fast.



Easy User Interface

The intuitive Easy UI mode makes it easy for anyone to use the MFD's advanced functions. In this mode, simple function icons are displayed on the 10.1-inch colour LCD touchscreen. Each user can customise the home screen by drag-and-dropping icons for commonly used functions, making for smoother, more efficient operation.



Easy Copy mode

Easy Scan mode

Motion Sensor

A built-in motion sensor detects your approach to the MFD and wakes it from Sleep mode. The control panel lights up and the machine finishes warming up as you enter your desired copy or scan settings. Then, with a minimum of waiting, you simply push the Start button to get the job underway.

Note: Detection range can be set to three different ranges.



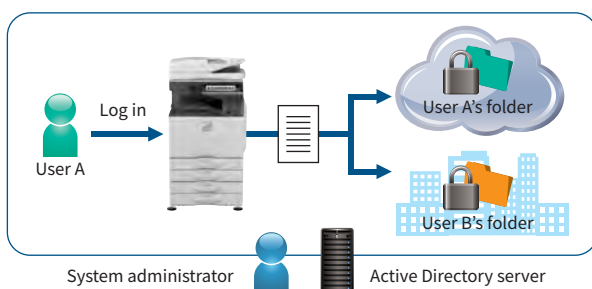
Simply Better Admin

IT managers / administrators

These MFDs fit securely and seamlessly into your office system. An advanced security environment and easily viewable administration tools reduce the workload for system administrators and give full support to their management duties.

Secure Access Control

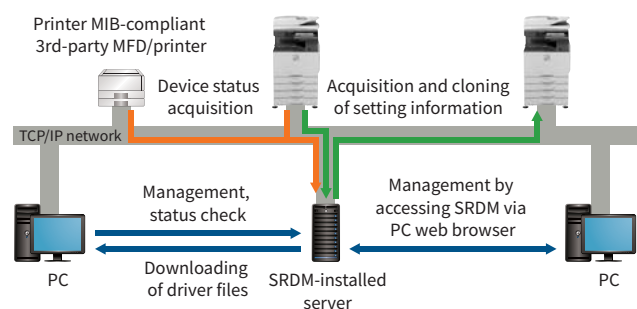
The MX-M6070/M5070/M4070/M3070 supports the **Active Directory**® service, which lets you use the machine's log-on credentials for network folders. With centralised management of multiple user credentials, system administrators are able to keep track of MFD usage, which makes for an efficient and highly secure operational environment. And with **single sign-on**, you can access cloud services and internal network folders from the MFD by simply logging in - there's no need to re-enter your IDs and passwords.



Integrated Device Management

As a system administrator, you can get the most out of a Sharp document system by using Sharp's efficiency-boosting device management tools. From a single location, you can use Sharp Remote Device Manager* (SRDM) to manage multiple Sharp MFDs. This includes everything from system setup, user access, and security settings to troubleshooting and maintenance.

* Contact a Sharp customer representative for availability and other details.



Super-Efficient Output

The MX-M6070/M5070/M4070/M3070 delivers a fast output of 60/50/40/30 ppm*. The first copy comes out in just 3.5/3.7/4.5/4.5 seconds, saving you valuable time when performing multiple short-run jobs.

60 PPM	50 PPM	40 PPM	30 PPM
MX-M6070	MX-M5070	MX-M4070	MX-M3070

* A4 long-edge feeding

Versatile Paper Handling

Maximum paper capacity on the MX-M6070/M5070/M4070/M3070 is 6,300 sheets. Most of the paper trays accommodate a wide variety of paper, in sizes up to A3W and in weights up to 300 g/m². These MFDs can also handle extra-long paper up to 1,300 mm*. In addition to plain paper, the MFDs accommodate a number of other paper types, including coated, textured, and removable adhesive paper.

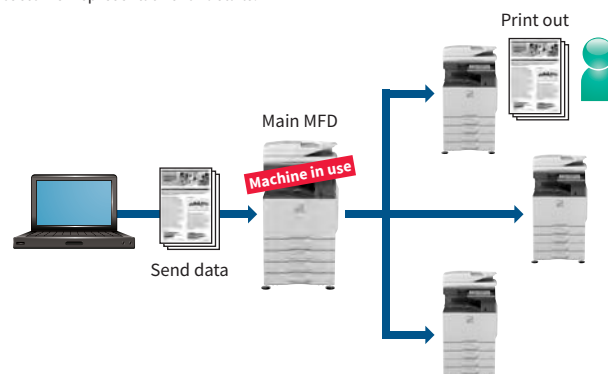
* Sharp recommends using the optional MX-LT10 for this function. Contact a Sharp customer representative for details.



Print Release*

The Print Release function lets you send documents to the main MFD, which acts as a server and stores them for printing out from any other compatible MFD on the network. This function comes in handy when the main MFD is in use or under maintenance, letting you finish your job with minimal waiting.

* There is a limit to the maximum number of connectable MFDs. Contact a Sharp customer representative for details.



Job Separator Tray

The Job Separator Tray option prevents copy/print/fax jobs from getting mixed together. Thanks to this interior output tray system, the MFD can provide up to four output destinations when it's equipped with an exit tray and external finisher.



Finisher Options

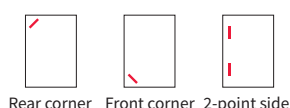
These MFDs offer plenty of finishing options to suit a variety of workplaces and applications.

	MX-FN27 N Finisher	MX-FN29 Saddle Stitch Finisher	MX-FN31 Saddle Stitch Finisher
Max. paper capacity* ¹	500 sheets	1,000 sheets	3,000 sheets
Stapleless stapling	Yes	–	Yes
Manual stapling	Yes	–	Yes
Saddle stitching	–	Yes	Yes
Punching* ²	Yes	Yes	Yes

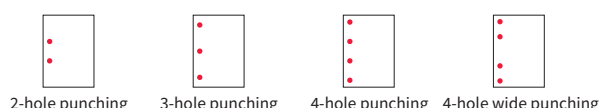
*1: A4, 80 g/m²

*2: Requires optional punch module

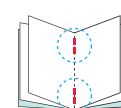
Stapling



Punching



Saddle stitching



Stapleless Stapler

To make paper recycling easy and to save on stapler costs, a staple-free stapler crimps the corners of paper to keep up to five sheets securely bound.



Manual Stapler

You can quickly staple documents at the MFD as needed without using a conventional stapler. A real time-saver if you want to, say, restaple documents that were unstapled for copying.



Office Direct Printing

Print common Microsoft® Office files without using a PC. With a MX-M6070/M5070/M4070/M3070, you can print a Word, Excel®, or PowerPoint® file directly from a mobile device, cloud service, USB drive, or file server.

Note: The actual printout may look different from what is displayed on the computer screen. This function is enabled via DirectOffice™ technology.



High-Efficiency Scanning

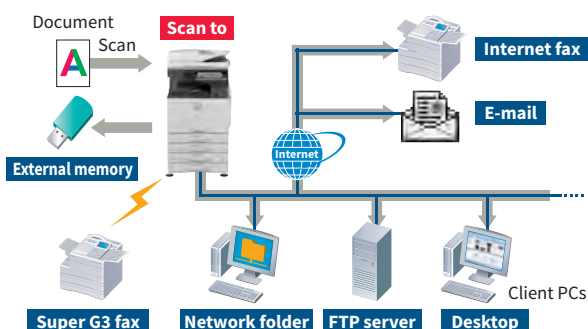
Each MX-M6070/M5070/M4070/M3070 comes equipped with a highly efficient 150-sheet DSPF (duplex single pass feeder). This scans both pages of two-sided documents in one pass. With a scanning speed of up to 100 opm* (one-sided) or 200 opm* (two-sided), these MFDs can finish even large projects quickly.

* Originals per minute; when feeding A4 sheets



Multiple Distribution of Scanned Files

Scanned documents can be distributed in a number of ways. For example, they can be sent as e-mail attachments or they can be scanned directly to an FTP server for storage. A standard-equipped compact PDF function ensures that PDF files are sent and received smoothly. When you're scanning large-volume documents, the MFD saves the data on its hard disk and generates a URL for accessing that data. You can then e-mail recipients this URL rather than the full document, thereby reducing the load on the mail server.



Automated Scanning*

Using advanced optical character recognition, these MFDs can correct the vertical orientation of pages mixed in upside down. This conveniently saves you the hassle of having to rescan those pages. The MFDs can also automatically determine scan resolution and skip blank pages in a multi-page document.

* Easy UI mode only

Multicrop Function

The Multicrop function automatically creates separate files for multiple different-sized documents—such as receipts and bills—that are scanned simultaneously.

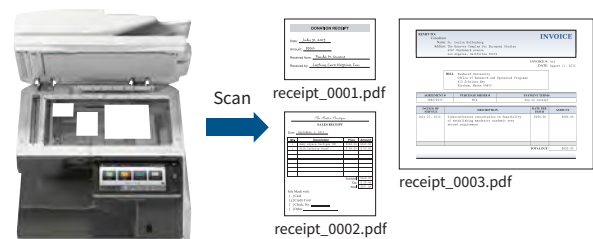



Image Crop Function

This function lets you scan multiple photos all at once and save each one as a separate file. It can also crop photos on documents such as magazine pages and save them as individual files.

Scan multiple photos



Crop photos from magazine page



Business Card Management

It's easy to manage a database of business cards with the MX-M6070/M5070/M4070/M3070. The MFD reads contact details on each card via OCR and then exports those details to a third-party contact management system of your choice.



Versatile Fax Functions (option)

- **Super G3 Fax** function
- **Internet Fax** lets you exchange faxes via e-mail
- **PC-Fax** sends PC documents directly to a fax machine via a phone line

SECURE INFORMATION SHARING

Link to Cloud Services*

An MX-M6070/M5070/M4070/M3070 doesn't just connect to your local server. It also connects with cloud services directly from the MFD's control panel. You can upload scanned data to Google Drive, OneDrive for Business, or SharePoint Online—or print directly from any of them. Using a cloud service like this can save you the time and cost of setting up and managing a server within your company. Once you log in to the MFD, its single sign-on feature allows you to quickly access multiple software services without having to sign in to each one separately. It's a true time-saver that gets your document jobs finished faster.

* Requires optional MX-AMX2.

Link with Mail Servers

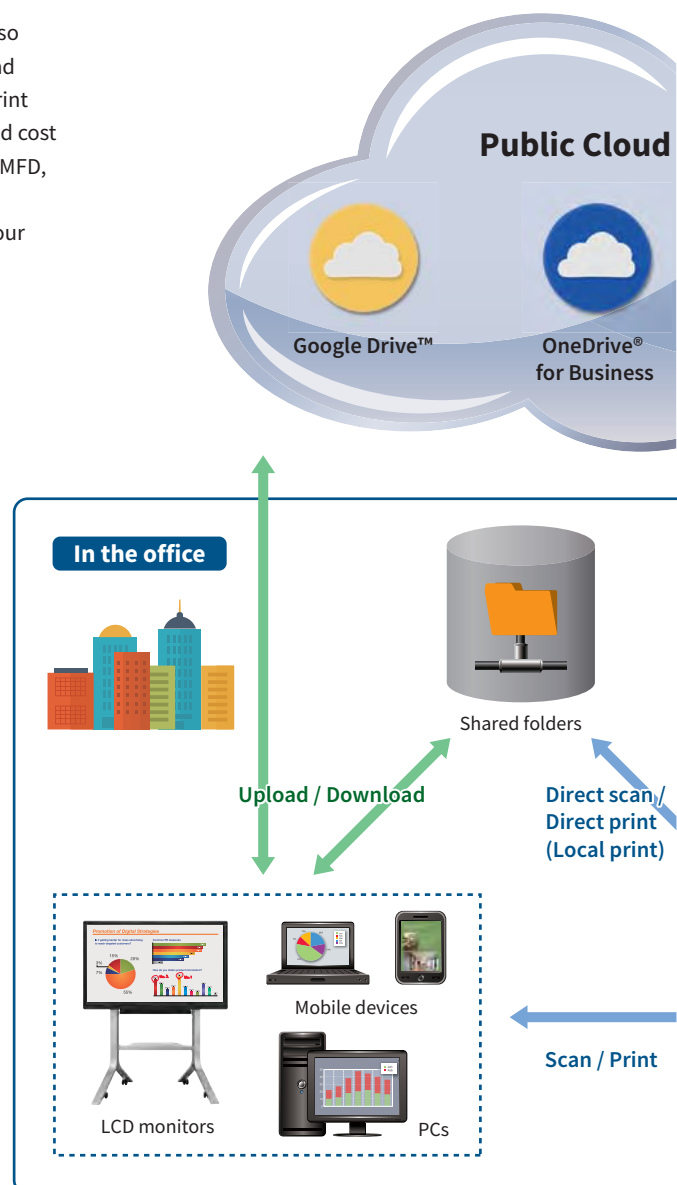
Scanned data can be conveniently sent via your regular Gmail™ or Microsoft Exchange/Online account. Sending e-mail is as easy as choosing a recipient from your address book on the mail server. Scanned data that you send can be stored on the mail server with other sent items.

Sharp OSA* (Open Systems Architecture)

Innovative Sharp OSA technology allows you to interact with critical business and network applications right from the LCD control panel, offering a new realm of control and convenience. And since Sharp OSA utilises industry-standard network protocols, the MX-M6070/M5070/M4070/M3070 can easily integrate with document management systems, enterprise resource planning software, workflow applications, and more. The latest version of Sharp OSA can reach beyond the firewall, enabling extensive system construction as well as services delivered over the Internet such as cloud services.

In this way, Sharp OSA provides a foundation for cost reductions and information sharing across the entire company organisation—effectively enhancing total business efficiency.

* Requires optional MX-AMX2 and/or MX-AMX3.



Seamless Document Management

Sharpdesk Document Management Software

Sharpdesk provides integrated desktop management of documents in over 200 file formats, including scanned paper-based documents and those created with popular applications such as Word. It allows you to organise, edit, search, and distribute your documents, all with simple drag-and-drop operation. Features include thumbnail viewing, annotation tools for paper-free proofreading, optical character recognition, full text search, and more.

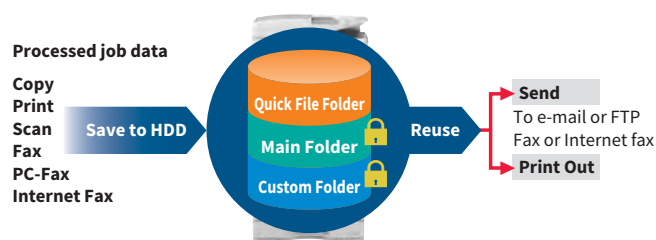
Easy Sharing of Application Files

The MX-M6070/M5070/M4070/M3070's hard disk enables files created with applications such as Word and Excel to be saved in their original file format and shared across the office network.

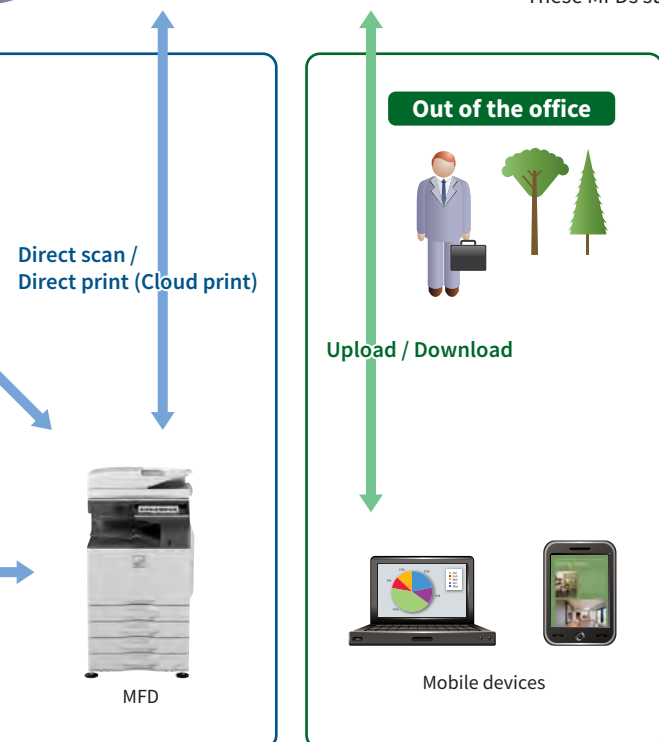

Document Filing

Document Filing allows files that have been copied, printed, scanned, or faxed* to be stored by job in a Quick File folder, Main folder, or Custom folder on the MFD's hard disk. From there, they can be instantly recalled for printing and sending at a later time. The Main folder and Custom folder require users to enter a password for access, thereby protecting your sensitive data.

* For fax and Internet fax jobs, only transmitted data (not received faxes) can be saved via the Document Filing function.



Services



Two-Way Sharing with Mobile Devices

Connecting an MX-M6070/M5070/M4070/M3070 to one or more mobile devices is easy, and it expands your options for sharing data. Not only can you send scanned documents to mobile devices such as smartphones and tablets, you can also print documents or photos sent from

Sharpdesk Mobile

Sharpdesk Mobile is a mobile print/scan app that connects the MFD to mobile devices via wireless LAN. You can easily link your mobile device to the MFD by simply holding it over the MFD's NFC*¹ tag or by scanning the MFD's QR Code®.

*1: The NFC interface is for Android™ devices.

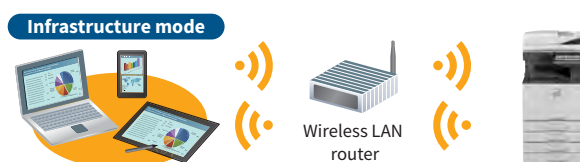
Mobile Printing Services

These MFDs support Google Cloud Print, AirPrint, and Sharp Print Service Plugin.

Wireless Connections

These MFDs offer ultra-handry wireless access via two easy modes, enabling convenient access to the MFD even from places where a wired LAN is not available.

Infrastructure mode wirelessly connects the MFD to mobile PCs/devices via a commercially available wireless LAN router.



Access point mode wirelessly connects a LAN-wired MFD to mobile PCs/devices without going through a wireless LAN router.



Note: External networks cannot be accessed via the MFD. Up to five mobile devices can be wirelessly connected to the MFD at the same time.

Multi-Layered Security

Document Protection

- **Document Control** prevents unauthorised use of confidential documents by embedding copy prevention data in them
Note: Requires optional Data Security Kit. May not work with certain types of paper, documents (such as those with a large volume of photos), or MFD settings.
- **Hidden Pattern Copy/Print** embeds a watermark, such as "Confidential" or "Not for Copy," onto a document
- **Tracking Information Print** prints the MFD user's name, the date, job ID, and other specifics on printouts



Data Protection

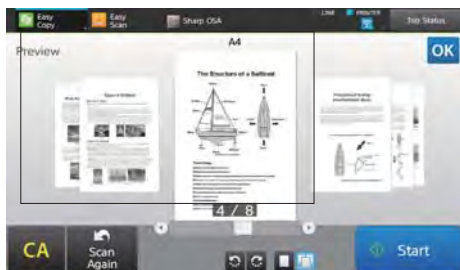
- Job data is automatically **encrypted** before being saved to the MFD's internal storage. Once a job is finished, its encrypted data is **erased** by up to 10 automatic overwrites.
Note: Contact a Sharp customer representative for details on activating this function.
- Retained data can be **initialised** when it's time to replace the MFD, preventing the leakage of confidential information

Network Security and Access Control

- **S/MIME** provides secure e-mail communications*
* Only when e-mailing scanned data.
- **SSL** (secure sockets layer) and **IPsec** data encryption technologies ensure secure network communications
- **User Authentication** covering up to 1,000 users prevents unauthorised MFD use by requiring access passwords

10.1-Inch Colour LCD Touchscreen

A user-friendly touchscreen interface incorporating an Easy UI mode makes it easy and intuitive to operate the MFD. The Advanced Preview function, meanwhile, lets you check document finishes and page layout in advance, edit pages easily, and preview documents in various modes.



Preview mode (3D)



Edit mode (rotate)

Utility Table

An optional Utility Table gives you a handy place to lay documents or a mobile device such as a tablet when you're working at the MFD. An IC card reader* can be built underneath the table.

* Commercially available



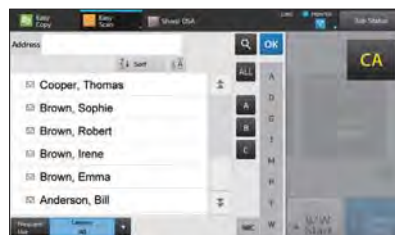
Lock-on Handles

The paper drawers on these MFDs feature easy-grip, lock-on handles. As well as enabling easy opening and closing, they ensure that the paper drawers close properly, thereby enhancing safety in the event of a disaster such as an earthquake.



Address Book

The address book has an easy-to-see layout that includes Frequent Use buttons, a separate Address list, and larger buttons, scroll bar, and text. This user-friendly design makes selecting the right scan/fax destinations more effortless than ever.



LED Status Lamps

Next to the control panel are two LED lamps: one red, one green. These light up to notify you—even from a distance—of the status of the machine.

3 LED lamp modes

Job status mode

Machine status mode

Accessibility mode*

* Indicates whether documents have been set in the document feeder



Free-Tilting Control Panel

The control panel can be tilted freely at various angles for easy viewing and easy operation, even from a wheelchair. Having the control panel at the perfect viewing angle means you can reduce eye strain and avoid making input errors.



Remote Operation*

The Remote Operation function lets you display the MFD's main control panel on the screen of your PC or mobile device. From a remote location, you can then check MFD settings or reprint data stored on the MFD. This function also enables the administrator to guide an MFD user through necessary procedures and allows remote MFD operation from a wheelchair.

* Requires VNC application. Simultaneous remote operation from two or more PCs or mobile devices is not possible. Remote operation also depends on the network environment and applications being used. Contact a Sharp customer representative for details.

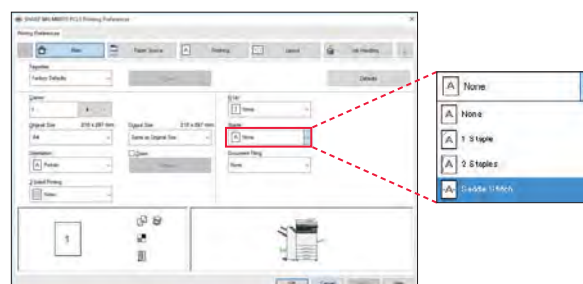
Direct Printing/Scanning with USB Drives

Insert a USB drive into the MFD and a print/scan command screen will automatically pop up on the LCD. Right away you can print files from the USB drive—which are displayed as thumbnails—or you can scan documents directly to the USB drive.



Printer Driver with Easy Setup

The printer driver setup window features a simple design that includes larger buttons and drop-down menus, making it easier than ever to use printer functions.



SUPERB IMAGE QUALITY

High-Resolution Output

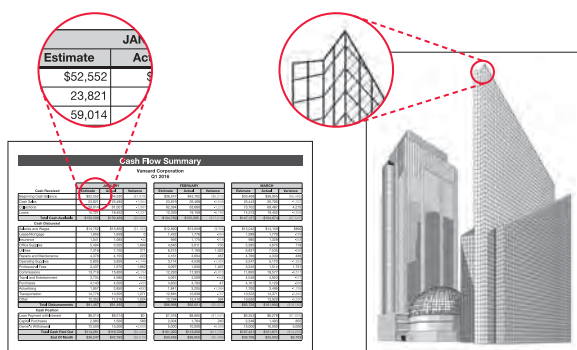
The MFD's print engine supports 1,200 × 1,200 dpi printing and copying. Digital smoothing technology delivers print and copy resolution at the equivalent of 9,600 × 600 dpi, giving you ultra-clear image quality. Fine lines and small text come out looking crisper and easier to read.

Halftone Process Control

Halftone process control brings optimal monochrome gradation and outstanding image quality to high-volume copy/print jobs. Employing an image density sensor to enhance the stability and accuracy of each gradation, halftone process control ensures consistently high image quality from first page to last.

Line Width Adjustment

This function adjusts the width of lines. Fine lines, which are otherwise difficult to render properly, turn out sharp and crisp. Intricate line drawings, complex graphs and charts, and detailed spreadsheets are reproduced with exceptional quality and precision.



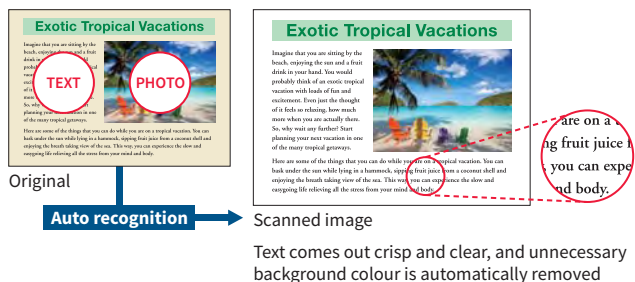
True Adobe® PostScript® 3™

For better graphics handling, the MX-M6070/M5070/M4070/M3070 comes standard with true Adobe PostScript 3.

Easy, High-Quality Scanning

Through an advanced three-step process, **Auto Colour Mode** provides fully automated scanning in both colour and B/W—with a simple press of the Start button. Here's how it works: **Auto Colour Selection** automatically determines whether a page is colour or B/W. **Auto Original Type Selection** then analyses page contents to distinguish between different components (such as photos and text) and selects the appropriate mode. Finally, **Background Suppression** automatically removes unnecessary background colour.

Auto Colour Mode



Clear, Easily Visible Copies

Auto Original Type Selection and **Background Suppression** are just as effective for copying as they are for scanning. Copies of documents that have a colour background—for example, newspaper articles, flyers, or invoices—come out superbly clear and legible.

Copying Originals with Highlighted Lines

Highlighter markings, such as lines, check marks, and circles on a document are usually hard to reproduce. But with these MFDs, they turn out clearly visible in copies.



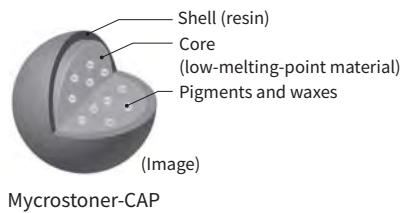
ENVIRONMENT-FRIENDLY

Low Power Consumption

To reduce power consumption, Sharp has applied its advanced technologies across all areas of this MFD, including the hardware, software, electrical system, and supplies. As a result, the MX-M6070/M5070/M4070 delivers exceptional energy efficiency.

Eco-Friendly Toner

Mycrostoner-CAP is filled with low-melting-point material. This toner is able to fuse at low temperatures, resulting in reduced energy consumption.

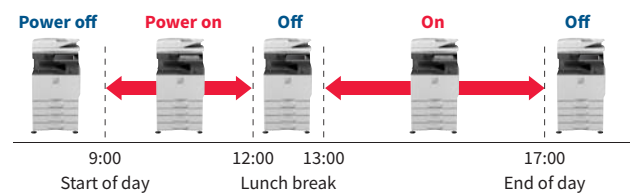


Auto Power Shut-Off Mode

Based on prior usage patterns, the MFD automatically determines how long to wait before going into auto power shut-off mode. Shortly before this mode begins, a message appears on the LCD indicating that the MFD will soon shut down and giving you the option to continue operation.

Power ON/OFF Schedule

This function automatically turns the MFD on or off per administrator-set schedules.



Eco Scan

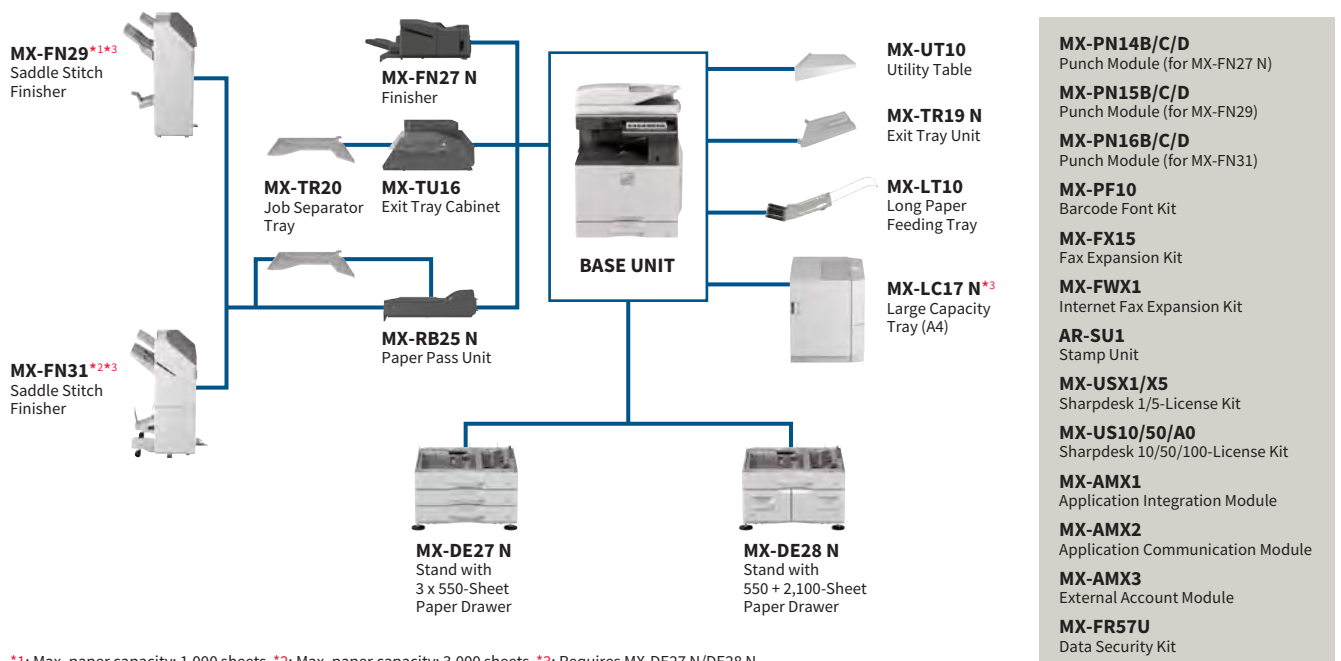
The Eco Scan function saves energy by keeping the fusing system shut down during jobs that don't require its use—for example, during image sending and Document Filing.

Eco Recommendation

This function suggests environmentally friendly settings before a print*/copy command is executed from the control panel.

* For printing Document Filing data and direct printing (FTP/SMB/USB)

SYSTEM CONFIGURATION



*1: Max. paper capacity: 1,000 sheets *2: Max. paper capacity: 3,000 sheets *3: Requires MX-DE27 N/DE28 N.

SPECIFICATIONS FOR OPTIONS

MX-TR20 Job Separator Tray

Paper size	A3W to A5
Paper capacity	100 sheets (A4)

MX-FN27 N Finisher

Paper size	Non offset	A3W to A5
	Offset/staple	A3 to B5* ¹
	Stapleless staple	A3 to B5* ²
Paper capacity	Non offset/offset	500 sheets (A4 or smaller), 250 sheets (B4 or larger)
	Staple	30 sets or 500 sheets (A4 or smaller), 30 sets or 250 sheets (B4 or larger)
	Stapleless staple	30 sets
Stapling capacity	Staple	50 sheets (A4, B5* ³), 30 sheets (A3, B4)
	Stapleless staple	5 sheets* ⁴
	Manual staple	Total paper thickness 4 mm or less (40 sheets)
Staple position	Staple mode	3 locations (front, rear, or 2-point stapling)
	Stapleless staple mode	1 location (rear)
	Manual staple mode	1 location

MX-FN29 Saddle Stitch Finisher

Paper size	Non offset	A3W to A5
	Offset	A3W to A5
	Staple	A3W to B5
Paper capacity	Finisher tray (non offset/offset) (staple)	1,000 sheets (A4), 500 sheets (other sizes) 100 sets or 1,000 sheets (A4), 50 sets or 500 sheets (other sizes)
	Top tray	250 sheets (A4 or smaller), 50 sheets (B4 or larger)
	Saddle stitch tray	7 sets of 11–15 sheets, 10 sets of 6–10 sheets, 20 sets of 1–5 sheets
Stapling capacity		50 sheets (A4, B5), 30 sheets (A3, B4)
Staple position		3 locations (front, rear, or 2-point stapling)

MX-FN31 Saddle Stitch Finisher

Paper size	Non offset	A3W to A5
	Offset/staple	A3 to B5* ¹
	Stapleless staple	A3, A4* ³
Paper capacity	Finisher tray (non offset/offset) (staple)	3,000 sheets (A4, B5), 1,500 sheets (other sizes) 200 sets or 3,000 sheets (A4, B5), 100 sets or 1,500 sheets (other sizes)
	(stapleless staple)	200 sets (A4), 100 sets (A3)
	Top tray	250 sheets (A4* ³ , B5* ³ , A5), 125 sheets (other sizes)
Stapling capacity	Saddle stitch tray	10 sets of 11–20 sheets, 15 sets of 6–10 sheets, 25 sets of 1–5 sheets
	Staple	65 sheets (A4* ³ , B5* ³), 30 sheets (other sizes)
	Stapleless staple	5 sheets* ⁴
Staple position	Manual staple	Total paper thickness 9 mm or less (65 sheets)
	Staple mode	3 locations (front, rear, or 2-point stapling)
	Stapleless staple mode	1 location (rear)
Staple position	Manual staple mode	1 location

Note: All specifications relating to paper capacity refer to 80 g/m² paper.

*1: Only long-edge feeding can be used with B5 paper. *2: Only long-edge feeding can be used with A4 and B5 paper.

*3: Long-edge feeding. *4: Guaranteed stapleable weight is up to 64 g/m² (4 sheets up to 81.4 g/m² and 3 sheets up to 105 g/m²). *5: Accepts North American paper sizes.

*6: Accepts ISO-standard paper sizes. *7: Guaranteed punchable weight is 60 to 128 g/m². *8: Only short-edge feeding can be used with A5 paper.

Punch Modules

Model name	For MX-FN27 N	MX-PN14B * ⁵	MX-PN14C * ⁶	MX-PN14D
	For MX-FN29	MX-PN15B * ⁵	MX-PN15C * ⁶	MX-PN15D
	For MX-FN31	MX-PN16B * ⁵	MX-PN16C * ⁶	MX-PN16D
Number of holes		3	2 or 4	4 (wide)
Paper weight		55 to 300 g/m ² * ⁷		

MX-TR19 N Exit Tray Unit

Paper size	A3W to A5
Paper capacity	100 sheets (A4)

MX-DE27 N Stand with 3 x 550-Sheet Paper Drawer

Paper size	Upper/middle/lower tray	A3W to A5* ⁸
Paper capacity	Upper/middle/lower tray	550 sheets each

MX-DE28 N Stand with 550 + 2,100-Sheet Paper Drawer

Paper size	Upper tray	A3W to A5* ⁸
	Lower right tray	A4, B5,
	Lower left tray	A4,
Paper capacity	Upper tray	550 sheets
	Lower right tray	900 sheets
	Lower left tray	1,200 sheets

MX-LC17 N Large Capacity Tray

Paper size	A4, B5,
Paper capacity	3,000 sheets

MX-LT10 Long Paper Feeding Tray

Paper size	Max. 1,300 mm long
Paper capacity	1 sheet

SPECIFICATIONS

General

Type	Desktop
Engine speed	A4*1: Max. 60/50/40/30 ppm A3: Max. 28/24/19/15 ppm A3W: Max. 26/23/18/14 ppm
Control panel display	10.1-inch colour LCD touchscreen
Paper size	Max. A3W, min. A5
Paper capacity (80 g/m ²)	Standard: 650 sheets (550-sheet tray and 100-sheet multi-bypass tray) Maximum: 6,300 sheets (650 sheets & optional 550 + 2,100-sheet tray and 3,000-sheet tray)
Paper weight	Tray: 60 g/m ² to 300 g/m ² Multi-bypass tray: 55 g/m ² to 300 g/m ²
Warm-up time*2	18/16/14/14 sec.*3
Memory	5 GB (copy/print shared) 500 GB HDD*4
Power requirements	Rated local AC voltage $\pm 10\%$, 50/60 Hz
Power consumption	Max. 1.84 kW (220 V to 240 V)
Dimensions (W x D x H)*5	616 x 660 x 838 mm
Weight (approx.)	72 kg

Copier

Original paper size	Max. A3
First copy time*6	3.5/3.7/4.5/4.5 sec.
Continuous copy	Max. 9,999 copies
Resolution	Scan: 600 x 600 dpi, 600 x 400 dpi, 600 x 300 dpi Print: 1,200 x 1,200 dpi, 600 x 600 dpi, 9,600 (equivalent) x 600 dpi (depending on copy mode)
Gradation	Equivalent to 256 levels
Zoom range	25% to 400% (25% to 200% using DSP) in 1% increments
Preset copy ratios	Metric: 10 ratios (5R/5E), inch: 8 ratios (4R/4E)

Network Colour Scanner

Scan method	Push scan (via control panel) Pull scan (TWAIN-compliant application)
Scan speed*7	One-sided: Max. 100 originals/min. Two-sided: Max. 200 originals/min.
Resolution	Push scan: 100, 150, 200, 300, 400, 600 dpi Pull scan: 75, 100, 150, 200, 300, 400, 600 dpi 50 dpi to 9,600 dpi via user setting*8
File formats	TIFF, PDF, PDF/A, encrypted PDF, compact PDF*9, JPEG*9, XPS, searchable PDF, OOXML (docx, xlsx, pptx), text (TXT [UTF-8]), rich text (RTF)
Scanner utility	Sharpdesk
Scan destinations	Scan to e-mail/desktop/FTP server/network folder (SMB)/ USB drive/HDD

Document Filing

Document filing capacity*10	Main and custom folders: 20,000 pages or 3,000 files Quick file folder: 10,000 pages or 1,000 files
Stored jobs*11	Copy, print, scan, fax
Storage folders	Quick file folder, main folder, custom folder (max. 1,000 folders)

Network Printer

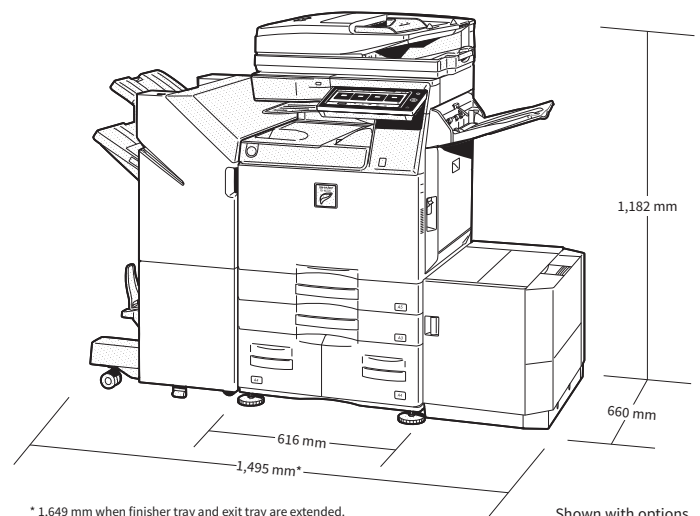
Resolution	1,200 x 1,200 dpi, 600 x 600 dpi, 9,600 (equivalent) x 600 dpi
Interface	USB 2.0 (host, high-speed), 10Base-T/100Base-TX/1000Base-T
Supported OS	Windows Server® 2008, Windows Server® 2008 R2, Windows Server® 2012, Windows Server® 2012 R2, Windows Server® 2016, Windows® 7, Windows® 8.1, Windows® 10, Mac OS 10.6, 10.7, 10.8, 10.9, 10.10, 10.11, 10.12, 10.13
Network protocols	TCP/IP
Printing protocols	LPR, Raw TCP (port 9100), POP3 (e-mail printing), HTTP, FTP for downloading print files, IPP, SMB, WSD
PDL	PCL 6 emulation, Adobe® PostScript® 3™
Available fonts	80 fonts for PCL, 139 fonts for Adobe PostScript 3

Facsimile (optional MX-FX15 required)

Compression method	MH/MR/MMR/JBIG
Communication protocol	Super G3/G3
Transmission time	Less than 3 seconds*12
Modem speed	33,600 bps to 2,400 bps with automatic fallback
Transmission resolution	From Standard (203.2 x 97.8 dpi) to Ultra Fine (406.4 x 391 dpi)
Recording size	A3 to A5
Memory	1 GB (built-in)
Greyscale levels	Equivalent to 256 levels

- Design and specifications are subject to change without prior notice.
- Google Drive, Google Cloud Print, Gmail, and Android are trademarks of Google LLC. The Google Drive trademark is used with permission from Google LLC. OneDrive, SharePoint, Active Directory, Microsoft, Excel, PowerPoint, Windows Server, and Windows are either registered trademarks or trademarks of Microsoft Corporation in the US and/or other countries. AirPrint and Mac are trademarks of Apple Inc., registered in the US and other countries. QR Code is a registered trademark of DENSO WAVE INCORPORATED in Japan and other countries. Adobe and PostScript 3 are either registered trademarks or trademarks of Adobe Systems Incorporated in the US and/or other countries. Mycrostoner-CAP is a trademark of Sharp Corporation. PCL is a registered trademark of Hewlett-Packard Company. DirectOffice is a product of CSR Imaging US, LP. DirectOffice is a trademark of CSR Imaging US, LP, registered in the US and other countries, used with permission. All other brand names and product names may be trademarks or registered trademarks of their respective owners.

DIRECTOffice™



Shown with options.

*1: Long-edge feeding.

*2: At rated voltage, 23°C. May vary depending on operating conditions and environment.

*3: When starting the MFD via the power button. 31/29/27/27 sec. when starting via the main power switch.

*4: HDD capacity depends on procurement and sourcing status.

*5: Including adjusters and protruberances.

*6: Long-edge feeding of A4 sheets from 1st paper tray, using document glass, MFD in fully ready condition. May vary depending on operating conditions and environment.

*7: Based on Sharp's A4 standard chart, using document feeder, long-edge feeding, and factory default settings. Scan speed will vary depending on the type of document and the scan settings.

*8: Resolution will vary depending on the size of the scanned area.

*9: Colour/greyscale only.

*10: Storage capacity will vary depending on the type of document and the scan settings.

*11: Some features require option(s).

*12: Based on Sharp's standard chart with approx. 700 characters (A4 long-edge feeding) at standard resolution in Super G3 mode, 33,600 bps, JBIG compression.

SHARP
digital document solutions

ABN: 43 0838 410 07

Head Office / Showroom: Unit 5/ 445 - 453 Warrigal Road, Moorabbin, Victoria, 3189

Mail: P.O. Box 1571, Moorabbin, Victoria, 3189

Tel: 1300 174 277 Fax: (03) 8552 3455 Web: www.sharpcopiers.com.au